



Frameless Stereotaxy

## Accurate

Confidently position instrumentation for planned cranial targeting procedure with assurance of sub-millimetric target confirmation. WayPoint™ Anchors used for preoperative imaging and planning, secure the STarFix™ Platform to the patient for a rigid alignment of instruments to target thus eliminating the traditional stereotactic system.

## Efficient

Convenient surgical planning and Platform fixture design on portable workstation shortens time in the Operating Suite.

Platform with integrated surgical plan is attached to patient when surgery is ready to begin. microTargeting™ positioning or biopsy instrumentation attaches quickly to the patient-customized Platform reducing set-up time.

Disposable Platform reduces post procedure handling and sterilization.

## Proven

The STarFix™ Platform has been used in thousands of cranial targeting procedures worldwide and is an extension of FHC's microTargeting™ product family, derived from 40+ years experience serving and collaborating with the neuroscience community.

## Innovative

FHC's research heritage and custom fabrication capabilities allow for close work with field leaders to further enhance cranial microTargeting™.

## Reliable

FHC supports all products with comprehensive training, technical support and service.

## Cleared for Market™

The STarFix™ Platform, STar™ Drive, and microelectrodes are cleared for use in the United States, European Union and many other markets. Contact FHC for a complete list.

## STarFix™ Platform

FHC's STarFix™ Platform is a patient-customized frameless stereotactic device that transforms functional neurosurgery from a marathon surgical event, which routinely immobilizes an awake patient for up to 12 hours, into an outpatient scanning visit followed by a shorter surgery.



*The STarFix™ Platform can be designed as a single or two-hub device; the latter allows simultaneous bilateral procedures.*

- Proven to be as or more accurate than traditional stereotactic frames.\*
- Suitable for a broad range of head sizes and for targets not easily reached with a traditional frame.
- Saves up to two hours of OR time per case - a block of time that can be utilized for other procedures.\*
- Allows cost effective start up of DBS program without the need to purchase costly frame and visualization system.
- Use WayPoint™ Navigator for optimal planning.

*\*References available upon request, please contact FHC.*



*The STarFix™ Platform is protected by one or more of the following U.S. Patents: 6273896, 6282437, 6298262, 6351622, 6327491, 6459927, 6529765, 6546277, and 6738657. Co-inventors include Joel I. Franck, M.D. and Ron Franklin. Certain segments of WayPoint™ Planner and related documentation Copyright © Vanderbilt University 2002 and 2005. All rights reserved.*

*The Platform is compatible with the microTargeting™ Drive, STar™ Drive, and other positioning devices. Contact FHC for more info.*

# Platform System Timeline: 2001 to Present

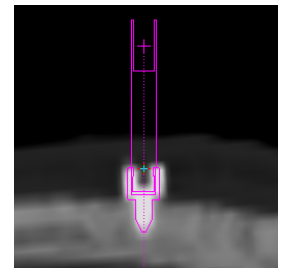
**2001** *First use of Platform. Small hub, unilateral only; 49 tracts in 10 mm diameter available. Leibinger or Acustar anchoring systems were used.*

**2002** *Bilateral fixtures introduced. The proprietary WayPoint™ anchor system was developed to replace unobtainable and less suitable anchor systems. VoXim™ was developed and used as primary planning software.*

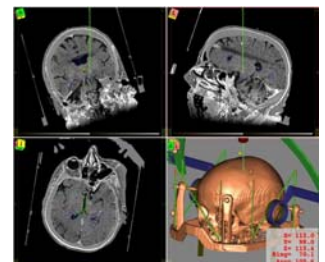


**2004** *microTargeting™ Platform awarded a **Medical Design Excellence Gold Award (MDEA)** sponsored by Medical Device and Diagnostic Industry (MD&DI). Entries were evaluated on design and engineering features including innovative use of materials, user related functions that improve healthcare delivery and change traditional medical attitudes or practices, and features that provide enhanced benefits to the patient.*

**2005-2007** *New targeting options added. Larger hub created to accommodate offsetting system allowing 245 possible tracts in 22mm diameter. Anchors only algorithm was developed, eliminating the need for external markers.*



**2007-2011** *Standoff models created **simplified mounting**. New **WayPoint™ Planner** and **WayPoint™ Navigator** software created to streamline and simplify surgical planning. New hardware developed to make the platform compatible with the microTargeting™ STar™ Drive.*



**2012-2013** *Development of **third generation Platform system** underway, including streamlined procedures with single use, sterile implant and surgical kits, updated models, and integrated indexing rings.*



Surgical Planning




Frameless Stereotaxy



Micro Positioning Devices



Microelectrodes



Micro Recording/  
Stimulating Devices



24/7 Worldwide Service

**FHC, Inc.**  
1201 Main Street  
Bowdoin, ME 04287  
Fax +1-207-666-8292  
www.fh-co.com

**24 hour technical service:**  
1-800-326-2905 (US & Canada)  
+1-207-666-8190



**FHC Europe**  
(TERMOBIT PROD srl)  
42A Barbu Vacarescu Str, 3rd Fl  
Bucharest 020281 Sector 2  
Romania

**FHC Latin America**  
Carrera 43 A # 1sur 31  
Ed. BBVA oficina 401  
Medellín-Colombia

[www.fh-co.com](http://www.fh-co.com)